



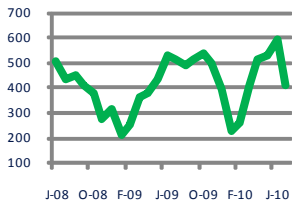
The Long & Foster[®] Market Minute[™]



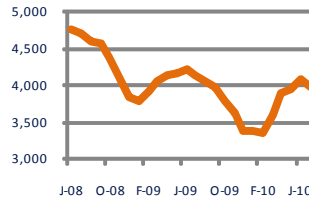
Focus On: Anne Arundel County, Maryland

July, 2010

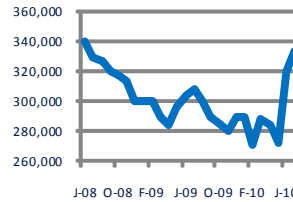
Units Sold
410



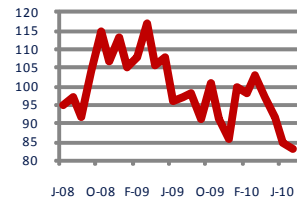
Active Inventory
3,972



Median Sale Price
\$334,450



Days On Market
83

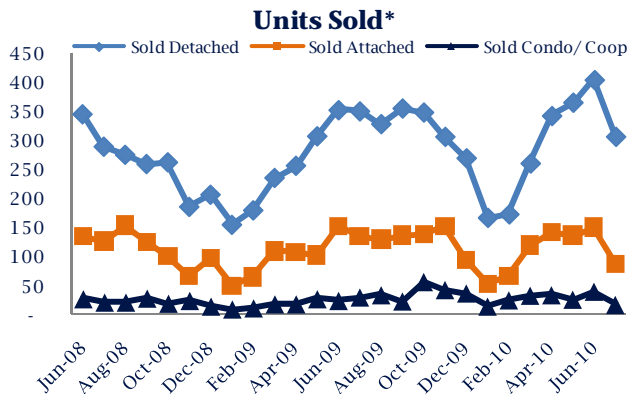


Down - 20%
Vs. Year Ago

Down - 4%
Vs. Year Ago

Up 8%
Vs. Year Ago

Down - 14%
Vs. Year Ago

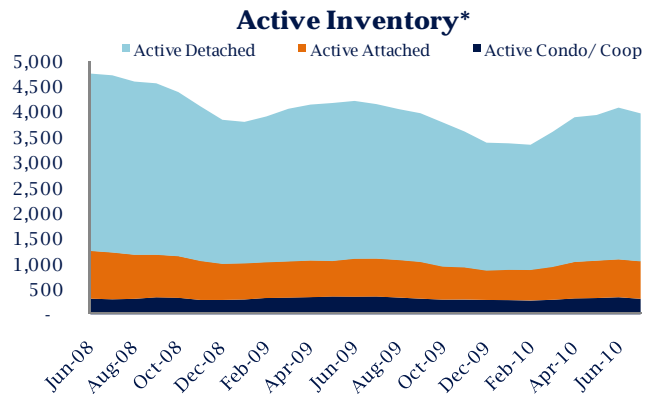


Units Sold

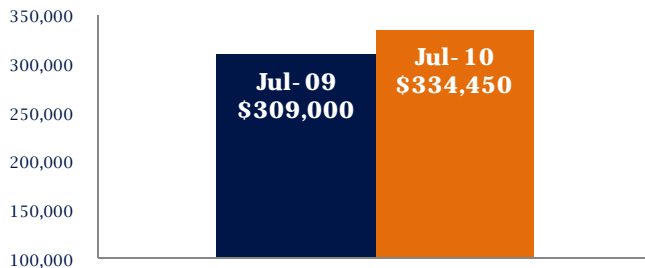
There was a decrease in total units sold in July, with 410 sold this month in Anne Arundel County versus 594 last month, a decrease of 31%. This month's total units sold was lower than at this time last year, a decrease of 20% versus July, 2009. The current month's total is lower than the twelve month average of 450.

Active Inventory

Versus last year, the total number of homes available this month is lower by 182 units or 4%. The total number of active inventory this July was 3,972 compared to 4,154 in July, 2009. This month's total of 3,972 is lower than the previous month's total supply of available inventory of 4,086, a decrease of 3%.



Median Sale Price



Median Sale Price

Last July, the median sale price in Anne Arundel County was \$309,000. This July, the median sale price was \$334,450, an increase of 8% or \$25,450 compared to last year. The current median sold price is 5% higher than in June.

Median sale price is the middle sale price in a given month. The same number of properties are above & below the median.

*Detached, Attached, and Condo varies by local area Multiple Listing Service (MLS) definition. For more information regarding your specific market, contact one of Long & Foster's knowledgeable and experienced sales associates. Information included in this report is based on data supplied by MRIS and its member Association(s) of REALTORS, who are not responsible for its accuracy. Does not reflect all activity in the marketplace. "Information contained in this report is deemed reliable but not guaranteed, should be independently verified, and does not constitute an opinion of MRIS or Long & Foster Real Estate, Inc."





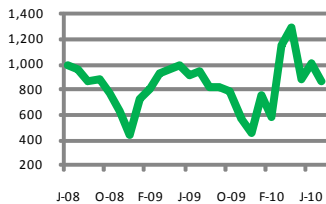
The Long & Foster[®] Market Minute[™]



Focus On: Anne Arundel County, Maryland

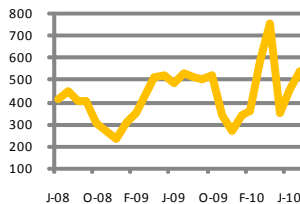
July, 2010

New Listings 874



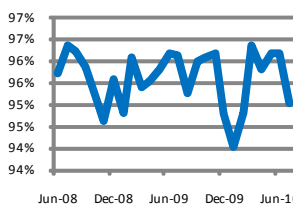
Down - 7%
Vs. Year Ago

Current Contracts 543



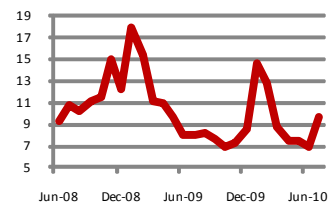
Up 3%
Vs. Year Ago

Sold Vs. List Price 95.0%



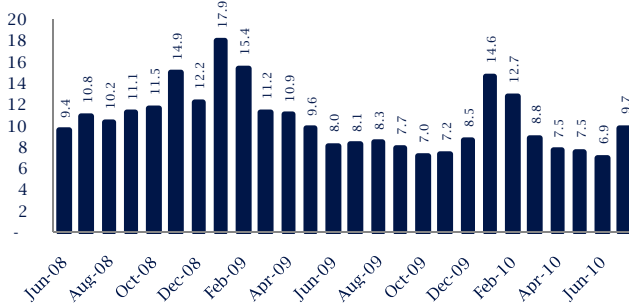
Down - 1.2%
Vs. Year Ago

Months of Supply 9.7



Up 20%
Vs. Year Ago

Months Of Supply



Months Of Supply

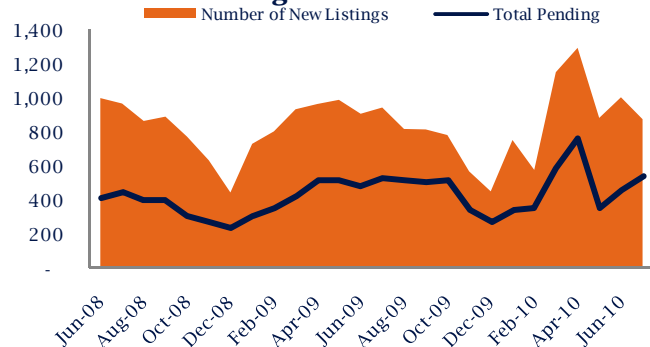
In July, there was 9.7 months of supply available in Anne Arundel County, compared to 8.1 in July, 2009. That is an increase of 20% versus a year ago.

Months of supply is calculated by dividing current inventory by current sales. It indicates how many months would be needed to sell all of the inventory available at the current rate of demand.

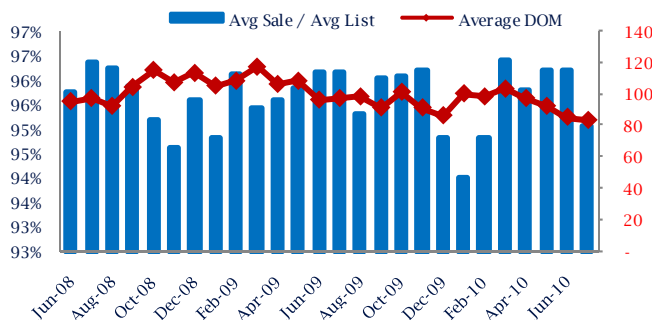
New Listings & Current Contracts

This month there were 874 homes newly listed for sale in Anne Arundel County compared to 942 in July, 2009, a decrease of 7%. There were 543 current contracts pending sale this July compared to 529 a year ago. The number of current contracts is 18% higher than last month.

New Listings & Current Contracts



Sale Price/ List Price & DOM



Sale Price to List Price Ratio

In July, the average sale price in Anne Arundel County was 95.0% percent of the average list price, which is 1.2% lower than at this time last year.

Days On Market

This month, the average number of days on market was 83, lower than the average last year, which was 97, a decrease of 14%.

*Detached, Attached, and Condo varies by local area Multiple Listing Service (MLS) definition. For more information regarding your specific market, contact one of Long & Foster's knowledgeable and experienced sales associates. Information included in this report is based on data supplied by MRIS and its member Association(s) of REALTORS, who are not responsible for its accuracy. Does not reflect all activity in the marketplace. "Information contained in this report is deemed reliable but not guaranteed, should be independently verified, and does not constitute an opinion of MRIS or Long & Foster Real Estate, Inc."

